
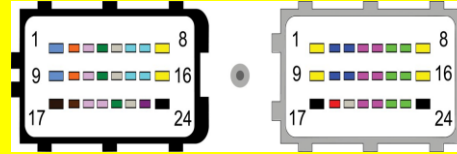
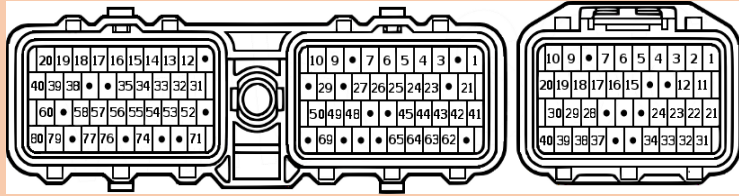


ECSS PINOUT TO EMU PNP ADAPTER	DESCRIPTION	WIRE SIZE	CORRESPONDING EMU PNP ADAPTER PINOUT	EMU DESCRIPTION	FROM EMU PNP ADAPTER TO BLACK PINOUT	BLACK DESCRIPTION
B69	ENGINE GROUND E1	0,75mm	B17	EMU GROUND	B28	ECU GROUND
B80	POWER GROUND E01	0,75mm	G17	POWER GROUND	G17	POWER GROUND
B78	POWER GROUND E01	0,75mm	G24	POWER GROUND	G24	POWER GROUND
B79	POWER GROUND E02	0,75mm	B24	POWER GROUND	B27	POWER GROUND
A1, A24	POWER SUPPLY IGSW, MRELAY	0,75mm	G18	POWER +12V	G18	IGNITION +12V
B65, B7, B6	SENSOR GROUND E2, G-, NE-	0,5mm	B18	SENSOR GROUND	B29	SENSOR GROUND
B57	IGNITION #1 IGT1	0,75mm	G08	IGNITION COIL 1	G08	IGNITION COIL #1
B56	IGNITION #2 IGT2	0,75mm	G16	IGNITION COIL 2	G16	IGNITION COIL #2
B55	IGNITION #3 IGT3	0,75mm	G09	IGNITION COIL 3	G09	IGNITION COIL #3
B54	IGNITION #4 IGT4	0,75mm	B16	IGNITION COIL 4	B14	IGNITION COIL #4
B53	IGNITION #5 IGT5	0,75mm	B08	IGNITION COIL 5	B01	IGNITION COIL #5
B52	IGNITION #6 IGT6	0,75mm	G01	IGNITION COIL 6	G01	IGNITION COIL #6
B20	INJECTOR 1 #10	0,75mm	G07	INJECTOR 1	G07	INJECTOR #1
B19	INJECTOR 2 #20	0,75mm	G15	INJECTOR 2	G15	INJECTOR #2
B18	INJECTOR 3 #30	0,75mm	G23	INJECTOR 3	G23	INJECTOR #3
B17	INJECTOR 4 #40	0,75mm	G06	INJECTOR 4	G06	INJECTOR #4
B16	INJECTOR 5 #50	0,75mm	G14	INJECTOR 5	G14	INJECTOR #5
B15	INJECTOR 6 #60	0,75mm	G22	INJECTOR 6	G22	INJECTOR #6
A22	FUEL PUMP FPC (sterowanie PWM – 5v drugi bieg) + PULLUP 2K to +5V	0,5mm	G21	AUX1	G21	AUX 1 / injector #7
B60	BOOST PMC	0,5mm	G13	AUX2	G13	AUX 2 / injector #8
A6	CHECK ENGINE W	0,5mm	G05	AUX3	G05	AUX 3
A16	TACHO	0,5mm	G20	AUX4 / Tacho	G20	AUX 4 / Tacho
		0,5mm	G12 (corrected was G14)	AUX5	G12	AUX 5
A23	AC CLUTCH	0,5mm	G04 (corrected was G22)	AUX6	G04	AUX 6
B34	ISC COIL A1	0,5mm	G02	STEPPER MOTOR #1A	G02	H-BRIDGE #1 Winding A
B32	ISC COIL A2	0,5mm	G10	STEPPER MOTOR #1B	G10	H-BRIDGE #1 Winding B
B35	ISC COIL B1	0,5mm	G03	STEPPER MOTOR #2A	G03	H-BRIDGE #2 Winding A
B33	ISC COIL B2	0,5mm	G11	STEPPER MOTOR #2B	G11	H-BRIDGE #2 Winding B
B71	FRONT O2 HEATER HT1	0,75mm	G19	WBO HEATER	G19	WBO HEATER
B48	OXYGEN SENSOR OX1	0,5mm	B05	WBO VS	B06	WBO VS
B44	WATER TEMP THW	0,5mm	B04	CLT in	B05	CLT in
B45	INTAKE AIR TEMP THA	0,5mm	B21	IAT in	B32	IAT in
B43	TPS IN VTA1	0,5mm	B12	TPS in	B18	TPS in



ECSS PINOUT TO EMU PNP ADAPTER	DESCRIPTION	WIRE SIZE	CORRESPONDING EMU PNP ADAPTER PINOUT	EMU DESCRIPTION	FROM EMU PNP ADAPTER TO BLACK PINOUT	BLACK DESCRIPTION
B50	KNOCK SENSOR 1 KNK1	0,5mm shielded	B02	Knock Sensor in #1	B03	Knock Sensor in #1
B49	KNOCK SENSOR 2 KNK2	0,5mm shielded	B10	Knock Sensor in #2	B16	Knock Sensor in #2
B41	SENSOR POWER (TPS, PRESS) VCC	0,5mm	B23	+5V Supply	B34	+5v Supply
A2	SPEED SENSOR SP1	0,5mm	B14	VSS IN	B20	VSS in
B27	CRANCKSHAFT POSITION SENSOR NE	0,5mm shielded	B07	PRIMARY TRIGGER In	B08	PRIMARY TRIGGER In
B26	CAMSHAFT POSITION SENSOR G1 (middle of head)	0,5mm shielded	B15 (corrected was B17)	CAMSYNC #1	B21	CAMSYNC In #1
		0,5mm shielded	B06	CAMSYNC #2	B07	CAMSYNC In #2
A34	AC SWITCH	0,5mm	B20	ANALOG #1	B31	ANALOG In #1
		0,5mm	B03	ANALOG #2	B04	ANALOG In #2
		0,5mm	B11	ANALOG #3	B17	ANALOG In #3
		0,5mm	B19	ANALOG #4	B30	ANALOG In #4

ECU PINOUT by connector - black color CONNECTOR

ECSS PIN	ECSS DESCRIPTION	EMU 24pin	EMU DESCRIPTION	EMU BLACK 39pin	EMU BLACK DESCRIPTION
B53	IGNITION #5 IGT5	B08	IGNITION COIL 5	B01	IGNITION COIL #5
		B01	EGT In #1	B02	EGT in #1
B50	KNOCK SENSOR 1 KNK1	B02	Knock Sensor in #1	B03	Knock Sensor in #1
		B03	ANALOG #2	B04	ANALOG In #2
B44	WATER TEMP THW	B04	CLT in	B05	CLT in
B48	OXYGEN SENSOR OX1	B05	WBO VS	B06	WBO VS
		B06	CAMSYNC #2	B07	CAMSYNC In #2
B27	CRANCKSHAFT POSITION SENSOR NE	B07	PRIMARY TRIGGER In	B08	PRIMARY TRIGGER In
				B09	Flex Fuel In
				B10	Switch #1 In
				B11	RS232 TXD
				B12	CAN H
				B13	Constant +12V
B54	IGNITION #4 IGT4	B16	IGNITION COIL 4	B14	IGNITION COIL #4
		B09	EGT In #2	B15	EGT In #2
B49	KNOCK SENSOR 2 KNK2	B10	Knock Sensor in #2	B16	Knock Sensor in #2
		B11	ANALOG #3	B17	ANALOG In #3
B43	TPS IN VTA1	B12	TPS in	B18	TPS in
		B13	WBO IP	B19	WPO IP
A2	SPEED SENSOR SP1	B14	VSS in	B20	VSS in
B26	CAMSHAFT POSITION SENSOR G1 (middle of head)	B15 (corrected was B17)	CAMSYNC #1	B21	CAMSYNC In #1
				B22	WBO Rcal
				B23	Switch #2 In
				B24	RS232 RXD
				B25	CAN L
				B26	+5V Supply
B79	POWER GROUND E02	B24	POWER GROUND	B27	POWER GROUND
B69	ENGINE GROUND E1	B17	EMU GROUND	B28	ECU GROUND
B65, B7, B6	SENSOR GROUND E2, G-, NE-	B18	SENSOR GROUND	B29	SENSOR GROUND
		B19	ANALOG #4	B30	ANALOG In #4
A34	AC SWITCH	B20	ANALOG #1	B31	ANALOG In #1
B45	INTAKE AIR TEMP THA	B21	IAT in	B32	IAT in
		B22	WBO Vslp	B33	WBO VGND
B41	SENSOR POWER (TPS, PRESS) VCC	B23	+5V Supply	B34	+5v Supply
				B35	ANALOG In #5
				B36	Switch #3 In
				B37	ANALOG In #6
				B38	SENSOR GROUND
				B39	SENSOR GROUND

ECU PINOUT by connector - gray color CONNECTOR (same for EMU and EMU BLACK)

ECSS PIN	ECSS DESCRIPTION	EMU 24PIN	EMU DESCRIPTION	EMU BLACK 24PIN	EMU BLACK DESCRIPTION
B52	IGNITION #6 IGT6	G01	IGNITION COIL 6	G01	IGNITION COIL #6
B34	ISC COIL A1	G02	STEPPER MOTOR #1A	G02	H-BRIDGE #1 Winding A
B35	ISC COIL B1	G03	STEPPER MOTOR #2A	G03	H-BRIDGE #2 Winding A
A23	AC CLUTCH	G04 (corrected was G22)	AUX6	G04	AUX 6
A6	CHECK ENGINE W	G05	AUX3	G05	AUX 3
B17	INJECTOR 4 #40	G06	INJECTOR 4	G06	INJECTOR #4
B20	INJECTOR 1 #10	G07	INJECTOR 1	G07	INJECTOR #1
B57	IGNITION #1 IGT1	G08	IGNITION COIL 1	G08	IGNITION COIL #1
B55	IGNITION #3 IGT3	G09	IGNITION COIL 3	G09	IGNITION COIL #3
B32	ISC COIL A2	G10	STEPPER MOTOR #1B	G10	H-BRIDGE #1 Winding B
B33	ISC COIL B2	G11	STEPPER MOTOR #2B	G11	H-BRIDGE #2 Winding B
		G12 (corrected was G14)	AUX5	G12	AUX 5
B60	BOOST PMC	G13	AUX2	G13	AUX 2 / injector #8
B16	INJECTOR 5 #50	G14	INJECTOR 5	G14	INJECTOR #5
B19	INJECTOR 2 #20	G15	INJECTOR 2	G15	INJECTOR #2
B56	IGNITION #2 IGT2	G16	IGNITION COIL 2	G16	IGNITION COIL #2
B80	POWER GROUND E01	G17	POWER GROUND	G17	POWER GROUND
A1, A24	POWER SUPPLY IGSW, MRELAY	G18	POWER +12V	G18	IGNITION +12V
B71	FRONT O2 HEATER HT1	G19	WBO HEATER	G19	WBO HEATER
A16	TACHO	G20	AUX4 / Tacho	G20	AUX 4 / Tacho
A22	FUEL PUMP FPC (sterowanie PWM – 5v drugi biegi) + PULLUP 2K to +5V	G21	AUX1	G21	AUX 1 / injector #7
B15	INJECTOR 6 #60	G22	INJECTOR 6	G22	INJECTOR #6
B18	INJECTOR 3 #30	G23	INJECTOR 3	G23	INJECTOR #3
B78	POWER GROUND E01	G24	POWER GROUND	G24	POWER GROUND